



Islay High School is a non-denominational fully comprehensive secondary school with a roll of 200 and part of a cluster that includes five primary schools; four on Islay (Bowmore, Port Ellen, Port Charlotte and Keills) and one on Jura (Small Isles). The catchment area covers both islands of Islay (population about 3,000) and Jura (population about 200) and is rural, remote and isolated. The students from Jura commute to the school on a daily basis. Agriculture, distilleries and tourism are the main industries on the islands.

The school's curriculum model has S1 and S2 separately timetabled in the Broad General Education (BGE). S3 to S6 are all integrated in the Senior Phase, where pupils select 5 courses per year every year from the same option choice menu. This allows for much greater efficiency of staffing giving pupils much great personalisation and choice.

Due to the remoteness of the islands, the school is completely

**S3 ACEL Attainment in Literacy and Numeracy**

		Reading	Writing	L&T	Literacy	Numeracy	

**National Qualifications – Pass rates**

NATIONAL QUALIFICATIONS	2021-22 A-C				
	Number of Presentations	Number Attaining A-C	% Attaining A-C	Argyll and Bute % Attaining A-C	National % Attaining A-C
<b>Advanced Higher</b>	19	18	95%	85.50%	82.60%
<b>Higher</b>	95	81	85%	80.90%	80.30%
<b>National 5</b>	184	160	86%	79.70%	81.60%

Level/Stage					
2022	A	B	C	D	

### **Evaluative Comment – Areas of Strength**

The pass rates at N5, Higher and Advanced Higher are all significantly above the Argyll and Bute and National averages.

Advanced Higher results are particularly pleasing given that only two periods per week are allocated to AH courses (tutorials rather than typical lessons) with a high expectation of independent learning.

A and B grades - % pass rates at all levels of A and B grades is high (64% at N5, 66% at Higher and 68% at AH).

Performance of S3 pupils at N5 - 100% pass rate at A-D grades with high number of A and B grades (71%) with only a small number of D awards (11.4% - 8) and zero no awards.

Performance of S4 pupils at Higher - 100% pass rate at A-C grades (no D or no awards) and also a high percentage of A and B grades (67%).

Presentation policy - personalisation and choice is an important and key principle with our curriculum structure and that follows on to our presentation policy. At the same time, if a pupil is clearly failing in a course we will recommend that they take a lower ability qualification. The low number of D and no awards would suggest that the balance is about right.

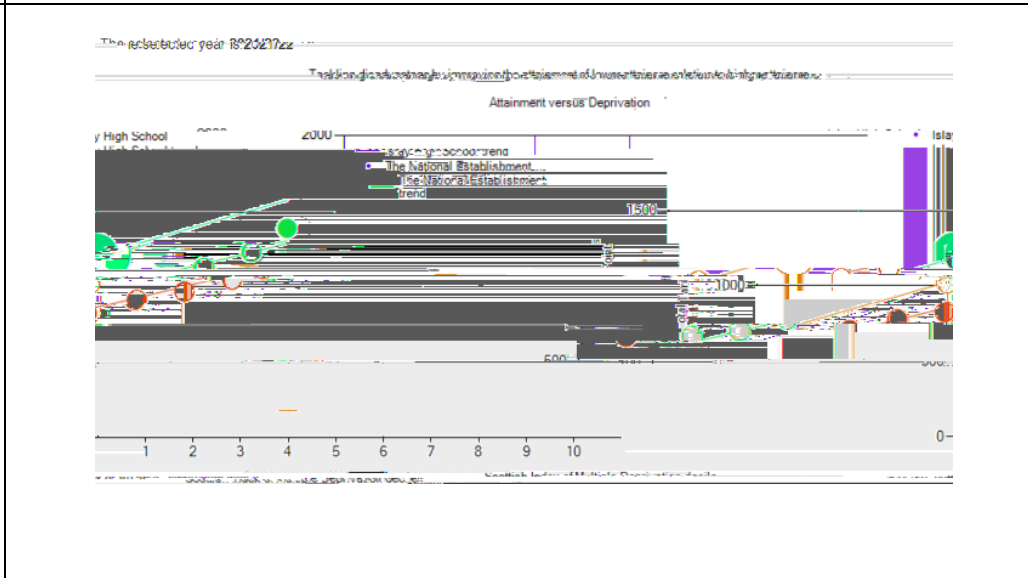

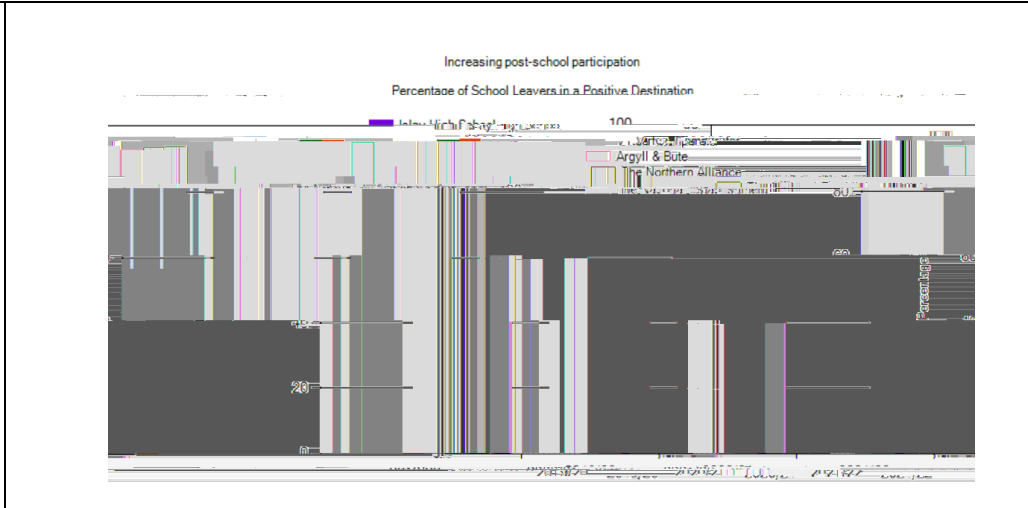
### **Evaluative Comment – Areas for Development**

Continue our work with all teachers on ensuring teaching and learning is of the highest standards.

# Insight Dashboard

## What is Insight Scotland?

Insight is a professional tool, aimed at teachers and other staff. It is used to help secondary schools and local authorities identify areas of success and where improvements can be made for pupils in the senior phase. The dashboard has 4 measures.



### **Improving attainment in literacy and numeracy**


Attainment by S3 pupils is not present in Insight. Since the vast majority of our S3 pupils achieve N4 or N5 in English and Maths, as well as numeracy units, the data in Insight regarding attainment in Literacy and Numeracy is very misleading and shows attainment in these fields to be far worse than it actually is.

This implies that our leavers have significantly lower attainment in Literacy and Numeracy than our virtual comparator both at SCQF 4 and 5. It also implies that the attainment is actually g






In 2022, it is worth noting that the S3




**Evaluative Comment – Areas of Strength**

The percentage of school leavers in a positive destination compares favourably with the virtual comparator and other averages. We work closely with Skills



**Evaluative Comment**



### **Evaluative Comment**

According to the SG, the pupils on Islay and Jura only come under SIMD deciles 4 and 6. This is not an accurate reflection of the actual levels of poverty on the islands due to the use of postcodes. As such, it is not possible to make any viable interpretation of the above graph.





Attendance	School average attendance: 88.69%
Exclusion	No. of Exclusion Incidents: 1 No. of Exclusion Openings: 2
Additional Support Needs	51%
SIMD	According to Scottish Government statistics, IHS pupils only fit into decile 4 and 6 and no others
Free School Meal Entitlement	8.4%
Care Experienced (and previously Care Experienced)	2.6%
English as Additional Language	3.1%

### **Pupil Equity Funding**

In 2021-22, Islay high School was allocated £8600 Pupil Equity Funding. This was all used to pay a teacher, one day a week to record and monitor attendance and late comings but also actively work with pupils and families to improve pupils' attendance, punctuality and engagement. It was very difficult to see what impact this was having, as there was a significant decline in attendance. This year although, attendance and engagement has again been a major issue we have seen noticeable improvements in individuals' attendance and late-comings, which in turn has improved their engagement. Again this has been through interventions employed through PEF.